


Series Variation

Model	VM1000	VM100F	VM100	VM200
Dimensions (mm)	Side ported 11 x 36 x 16 Bottom ported 11 x 28 x 25	Side ported 17 x 49 x 25 Bottom ported 17 x 40 x 39	Side ported 17 x 44 x 25 Bottom ported 17 x 44 x 30	25 x 40 x 52




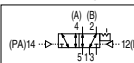


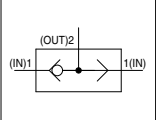


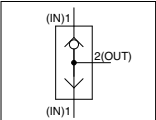


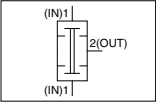

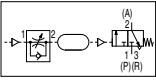


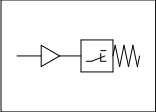



	P.1407	P.1389	P.1411	P.1425
Basic				
Roller lever				
One way roller lever				
Straight plunger				
Roller plunger				
Cross roller plunger				
Toggle lever				
Push button (Mushroom) *1				
Push button (Extended)				
Push button (Flush)				
Twist selector (2 position)				
Key selector (2 position)				
Twist selector (3 position)				
Foot pedal *2				
Push-pull				
C[dm³/(s-bar)]	0.2	0.4	0.5	3.5
Number of ports	2, 3	2, 3	2, 3	2, 3
Function	Poppet 	Poppet 	Poppet 	Poppet

Made to Order *1 Alternate type, Mushroom push button--P.1474 Push-lock turn-reset type, Mushroom push button--P.1477

*2 Foot pedal type 5 port mechanical valve--P.1478



Series Variation

			C [dm ³ /(s·bar)]	Number of ports	Function
Relay valve P. 1483 Dimensions Side piping: 30 x 53 x 91 Bottom piping: 30 x 48 x 91	VR4151 		1.5	5	
	VR4152				
Shuttle valve P. 1485 Dimensions VR1210: 17.2 x 38 x 29 VR1220: 21.2 x 50 x 38	VR1210 		1.3	3	
	VR1220		2.9	3	
Shuttle valve P. 1486 Dimensions 71.6 x 44.8	VR1210F 		1.5	3	
	VR1220F		3.1	3	
AND valve P. 1488	VR1211F 		0.6	3	
Time delay valve P. 1490 Dimensions 70 x 68 x 66	VR2110 		0.4	3	
Pneumatic-electric relay P. 1492 Dimensions VR3200: 17 x 49 x 71 VR3201: 25 x 86 x 89	VR3200 		—	—	
	VR3201, VR3202				
Pneumatic indicator P. 1494 Dimensions ø26 x 66	VR3100 		—	—	
Miniature pneumatic indicator P. 1494 Dimensions ø12 x 17	VR3110 		—	—	