

Made to Order Common Specifications: -XC86: With Rod End Bracket



60 With Rod End Bracket

Symbol
-XC86

With rod end bracket type to simplify the order process.

Applicable Series

Series	Description	Model	Action	Vol. no. (for std model)
CS1	Standard type	CS1	Double acting, Single rod	Web Catalog
	Low friction type	CS1Q	Double acting, Single rod	
CS2	Standard type	CS2	Double acting, Single rod	
	Smooth cylinder	CS2Y	Double acting, Single rod	

How to Order

Standard model no. **-XC86 A**

With rod end bracket ↓

Suffix

A	With rod end nut
B	With double knuckle joint
C	With single knuckle joint
D	With double knuckle joint and rod end nut
E	With single knuckle joint and rod end nut
F	With rod end nut (For knuckle joint)

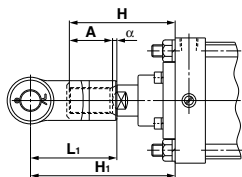
Note 1) Rod end brackets are shipped together.

Note 2) A pin and two split pins are attached for double knuckle joint.

Note 3) XC86A to C: Standard type, XC86D to F: Standard type except for rod end thread length (A and H dimensions)

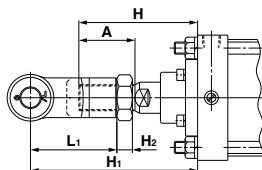
Dimensions (Dimensions other than below are the same as standard type.)

CS1, CS2 series XC86B, XC86C

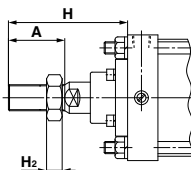


Series	Symbol Bore size (mm)	H	A	α	L ₁	H ₁	CS1		CS2	
							I type single knuckle	Y type double knuckle	I type single knuckle	Y type double knuckle
CS1 CS2	125	110	50	3.5	100	156.5	I-12	Y-12	I-12A	Y-12A
	140	110	50	3.5	105	161.5	I-14	Y-14	I-14A	Y-14A
	160	120	56	3.5	110	170.5	I-16	Y-16	I-16A	Y-16A
CS1	180, 200	135	63	3.5	125	193.5	I-18, I-20	Y-18, Y-20		
	250	160	71	3.5	160	245.5	I-25	Y-25		
	300	175	80	3.5	175	266.5	I-30	Y-30		

CS1, CS2 series XC86D, XC86E



XC86F



Series	Symbol Bore size (mm)	H	A	L ₁	H ₁	H ₂	CS1		CS2		CS1, CS2 common Applicable rod end nut
							I type single knuckle	Y type double knuckle	I type single knuckle	Y type double knuckle	
CS1 CS2	125	125	65	100	181	18	I-12	Y-12	I-12A	Y-12A	NT-12
	140	125	65	105	186	18	I-14	Y-14	I-14A	Y-14A	NT-12
	160	140	76	110	198	21	I-16	Y-16	I-16A	Y-16A	NT-16
CS1	180	155	83	125	223	23	I-18	Y-18			NT-18
	200	160	88	125	227	27	I-20	Y-20			NT-20
	250	195	106	160	287	34	I-25	Y-25			NT-25
	300	210	115	175	312	38	I-30	Y-30			NT-30

Made to Order Common Specifications:

-XC86: With Rod End Bracket

-XC87: Cylinder with One-way Lock/Heavy Duty Specifications

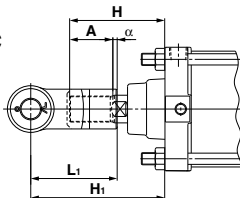


60 With Rod End Bracket

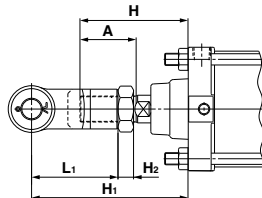
Symbol
-XC86

Dimensions (Dimensions other than below are the same as standard type.)

CS2 series
XC86B, XC86C



CS2 series
XC86D, XC86E



Bore size (mm)	Symbol	H	A	α	L ₁	H ₁	Applicable knuckle joint part no.	
							I type single knuckle	Y type double knuckle
125	110	50	3.5	100	156.5		I-12A	Y-12A
140	110	50	3.5	105	161.5		I-14A	Y-14A
160	120	56	3.5	110	170.5		I-16A	Y-16A

Bore size (mm)	Symbol	H	A	L ₁	H ₁	H ₂	Applicable knuckle joint part no.		Applicable rod end nut
							I type single knuckle	Y type double knuckle	
125	125	65	100	181	18		I-12A	Y-12A	NT-12
140	125	65	105	186	18		I-14A	Y-14A	NT-12
160	140	76	110	198	21		I-16A	Y-16A	NT-16

61 Cylinder with One-way Lock/Heavy Duty Specifications

Symbol
-XC87

Piston rods are heat treated. Even when an external force exceeding the specification range acts temporarily on the piston rod in the locked state, it is resistant to damage and an unlocking failure is unlikely to occur.

Applicable Series

Series	Description	Model	Action	Note	Vol. no. (for std model)
CLQ	Compact cylinder with lock	CLQ	Double acting, Single rod	Applicable to ø40 to ø100.	Web Catalog
RLQ	Compact cylinder with air cushion and lock	RLQ	Double acting, Single rod	Applicable to ø40 to ø63.	
MLGP	Compact guide cylinder with lock	MLGP	Double acting	Applicable to ø40 to ø100.	
CLK2	Clamp cylinder with lock	CLK2	Double acting, Single rod	Applicable to ø40 to ø63.	
MLU	Plate cylinder with lock	MLU	Double acting, Single rod	Applicable to ø40 and ø50.	

How to Order

Standard model no. — **XC87**
Heavy duty specifications ↓

Specifications: Same as standard type
Dimensions: Same as the standard type