

# Air Cylinder/Double Rod Type

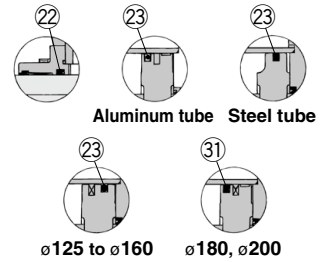
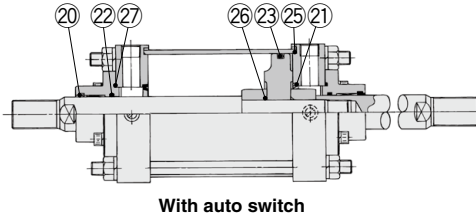
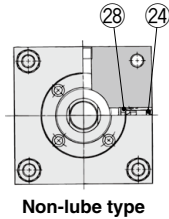
# CS1W Series

**Lube / Non-lube Type:**  
 $\phi 125$ ,  $\phi 140$ ,  $\phi 160$ ,  $\phi 180$   
 $\phi 200$ ,  $\phi 250$ ,  $\phi 300$   
**Air-hydro Type:**  
 $\phi 125$ ,  $\phi 140$ ,  $\phi 160$

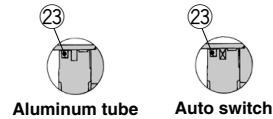
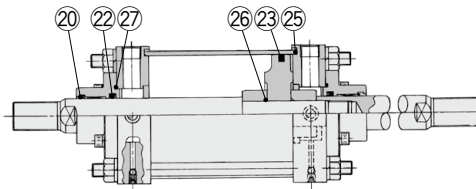
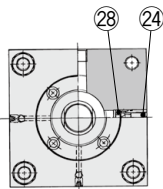
The Replacement Procedure is on p. 384

## Construction

### Lube type, Non-lube type, With auto switch

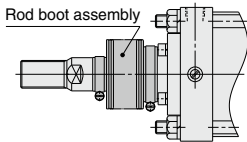


### Air-hydro type

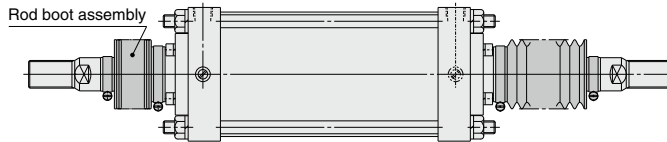


\* The numbers correspond with those in the "Construction" of the CS1 series in the Web Catalog.

### With rod boot on one side



### With rod boot on both sides



\* Replaceable with the rod boot assembly. For details on replacement part numbers, refer to page 250.

## Seal Kit List

| No. | Description            | Material | Note   |
|-----|------------------------|----------|--|
| 20  | Wiper ring             | NBR      | 21, 26 and 28 are non-replaceable parts, so they are not included in the seal kit. |
| 21  | Cushion seal           |          |  |
| 22  | Rod seal               |          |  |
| 23  | Piston seal            |          |  |
| 31  | Piston seal            |          |  |
| 24  | Valve seal             |          |  |
| 25  | Tube gasket            |          |  |
| 26  | Piston gasket          |          |  |
| 27  | Retaining plate gasket |          |  |
| 28  | Guide gasket           |          |  |

## Replacement Parts: Seal Kit

| Bore size (mm)   | Part no.     | Contents  |
|------------------|--------------|---|
| <b>Lube type</b> |              |   |
| 125              | CS1W-125A-PS | Component part numbers:<br>20, 22, 23, 24, 25, 27 |
| 140              | CS1W-140A-PS |   |
| 160              | CS1W-160A-PS |   |
| 180              | CS1W-180A-PS |   |
| 200              | CS1W-200A-PS |   |
| 250              | CS1W-250A-PS |   |
| 300              | CS1W-300A-PS |   |

\* The seal kit includes a grease pack ( $\phi 125$  to  $\phi 160$ : 40 g,  $\phi 180$  and  $\phi 200$ : 50 g,  $\phi 250$  and  $\phi 300$ : 60 g). Order with one of the following part numbers when only the grease pack is required.

Grease pack part no.: GR-S-010 (10 g), GR-S-020 (20 g)

## Replacement Parts: Seal Kit

| Bore size (mm)  | Part no.     | Contents                              |
|---|--------------|---------------------------------------|
| <b>Non-lube type / Non-lube type with auto switch</b> |              |                                       |
| 125   | CS1WN125A-PS | Set of nos.<br>20, 22, 23, 24, 25, 27 |
| 140   | CS1WN140A-PS |                                       |
| 160   | CS1WN160A-PS |                                       |
| 180   | CS1WN180A-PS |                                       |
| 200   | CS1WN200A-PS |                                       |
| 250 <sup>Note)</sup>                                  | CS1WN250A-PS |                                       |
| 300 <sup>Note)</sup>                                  | CS1WN300A-PS |                                       |
| <b>Lube type with auto switch</b>                     |              |                                       |
| 125   | CS1W-125A-PS | Set of nos.<br>20, 22, 24, 25, 27, 31 |
| 140   | CS1W-140A-PS |                                       |
| 160   | CS1W-160A-PS |                                       |
| 180   | CDS1W180A-PS |                                       |
| 200   | CDS1W200A-PS |                                       |

Note) It is not available with auto switch.

\* The seal kit includes a grease pack ( $\phi 125$  to  $\phi 160$ : 40 g,  $\phi 180$  and  $\phi 200$ : 50 g,  $\phi 250$  and  $\phi 300$ : 60 g). Order with one of the following part numbers when only the grease pack is required.

Grease pack part no.: GR-S-010 (10 g), GR-S-020 (20 g)

## Air-hydro type

| Bore size (mm) | Part no.     | Contents                              |
|----------------|--------------|---------------------------------------|
| 125            | CS1WH125A-PS | Set of nos.<br>20, 22, 23, 24, 25, 27 |
| 140            | CS1WH140A-PS |                                       |
| 160            | CS1WH160A-PS |                                       |